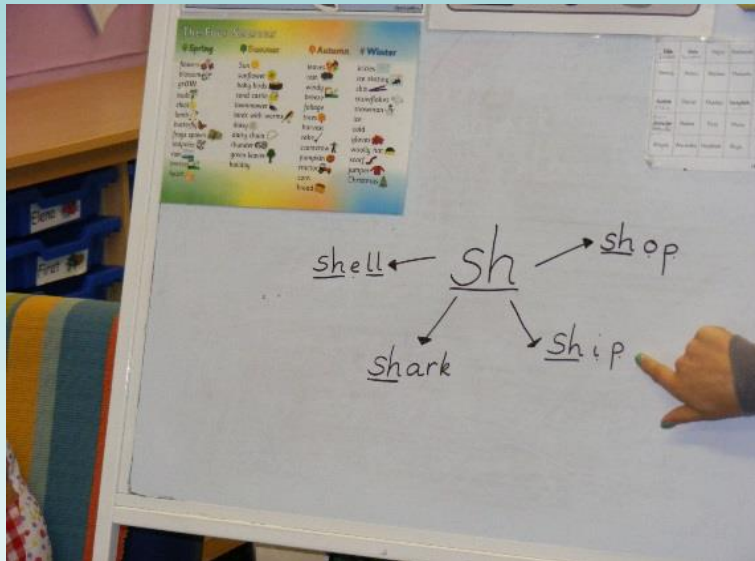


# Phonics Screening Check 2017



# What is the Phonics Screening Check (PSC)?

- A statutory assessment for all children in Year 1
- Every school will administer the PSC during the week commencing Monday 12<sup>th</sup> June 2017
- It consists of 40 words that must be read one-to-one to a teacher
- It is a combination of real and non-words

# What is the Phonics Screening Check (PSC)?

**The Phonic Screening Check is not a reading test. It is an assessment of children's ability to decode words using their phonic knowledge.**

# Example of real words included

in

at

beg

sum

grand

cloaks

scrap

strike

# Structure and Content

The PSC is divided into two sections

## Section 1

A variety of simple word structures (CVC - **CAT**, VCC - **ANT**, CCVC - **STEP** and CVCC - **PAST**) using single letters (a, b, c and so on), some consonant digraphs (ch, ck, ff, ll, ng, sh, ss, th, zz) and frequent and consistent vowel digraphs (ar, ee, oi, oo, or)


# Structure and Content

## Section 2

This will contain a variety of more complex word structures (CCVCC - **STAND**, CCCVC - **SCRAP**, CCCVCC - **SPRING** and two syllable words) with some additional consonant digraphs (ph, wh), some less frequent and consistent vowel digraphs including split digraphs (a-e, e-e, i-e) and trigraphs (air, igh).

# What are non-words?

- Pronounceable combinations of letters that can be read by the application of grapheme-phoneme conversion rules, but they are, by definition, not real words in English.



# Non-words

ot




braft




vap



thrant



osk



sprop



ect



strow





# Why have non-words been included?

Non-words are new to all children and therefore test their ability to decode words. This means that they do not favour children with good vocabulary or visual memory of words, therefore the check tests them on their ability to use phonics to read words.

# Non-words

- All non-words in the screening check are accompanied by a picture of an imaginary creature to provide a context for the pupil (naming the type of imaginary creature)
- This is to ensure that they are not trying to match the non-word to a word in their vocabulary.

# How will the Phonics Screening Check be carried out?

- Prior to the test children will be shown practice sheets with examples of real and non-words. Therefore, when they come to take the PSC the materials will be familiar to them.
- The test will be carried out by a teacher familiar to the child
- It will occur in a comfortable, noise free and well lit environment away from distractions

# How will the Phonics Screening Check be carried out?


- There is no time limit for the test but it normally takes between 4 and 9 minutes per child
- If the teacher administering the test believes a child is finding it difficult to concentrate during the PSC then rest breaks may be taken when needed
- Modifications may be made to the PSC to suit the individual needs of children e.g. font size, reducing the number of words on each page

# How are we helping children to prepare for the PSC?

- Focused Phonics lessons planned specifically for the phase that the children are currently at
- Phonics assessments are carried out every term to assess which phase each child is at. Children at Firs Farm should reach phase 6 by the end of Year 2
- Individual and small group reading with children – they are encouraged to decode unfamiliar words using their phonic knowledge
- Word Walls

# How are we helping children to prepare for the PSC?

- ICT games are used in Literacy lessons which encourage children to decode words using their phonic knowledge and then decide whether it is a real or fake word  
<http://www.phonicsplay.co.uk/PicnicOnPluto.html>



# Other Phonic Games that we use in school.....and you can play at home!



<http://www.phonicsplay.co.uk/BuriedTreasure2.html>



<http://www.phonicsplay.co.uk/DragonsDen.html>

# How can parents support their children prepare for the PSC?

- When reading at home encourage children to sound out both familiar and unfamiliar words in their books
- Go through Word Walls each week
- Encouraging children to read everywhere e.g. whilst shopping
- Word games e.g. I spy, snap
- Making up non-words of their own





# How will I know if my child has met the PSC standard?

This information will be included in the end of year report

## What does this mean?

They have a secure knowledge of the phonic content that has been taught in Year 1 and they are able to apply it when reading.

In 2016 this meant that children had read at least **32** out of **40** words correctly.

# What happens if my child does not meet the PSC standard?

- They will receive further support in Year 2 including small group work and 1:1 catch up programmes if necessary
- Phonic unit times focus on consolidating the Phase 3 and 5 sounds, as well as introducing the new Phase 6 content
- At the end of Year 2 they will be re-tested to check that they have met the standard set by the government

# Any questions?

See phonics section on  
[www.education.gov.uk](http://www.education.gov.uk) for further  
information